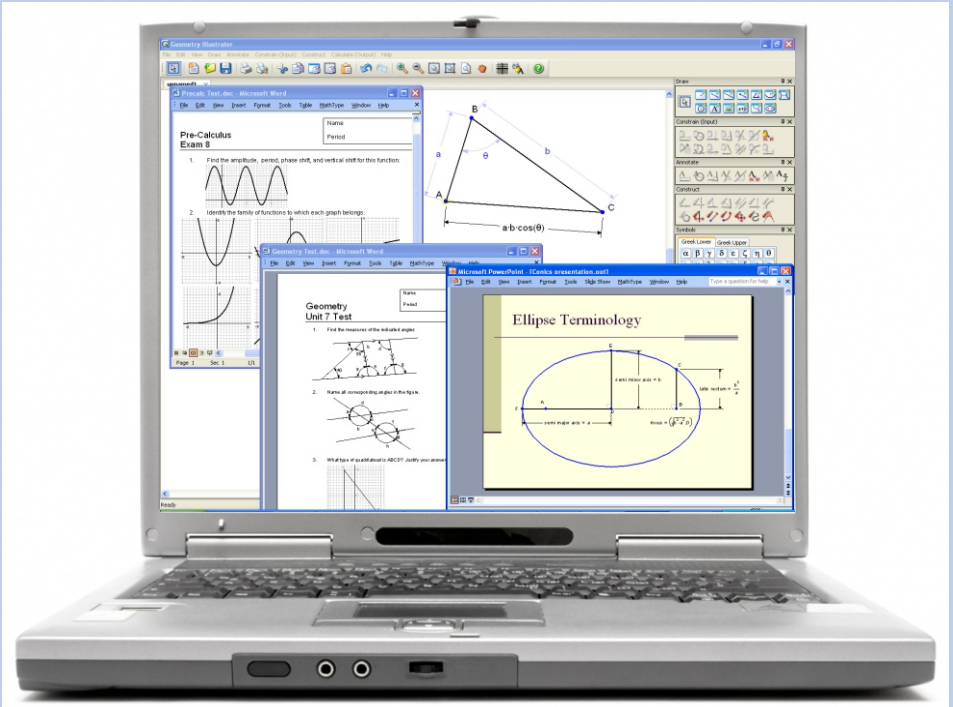




math illustrations

The fastest and easiest way to create accurate and powerful diagrams for your mathematical worksheets, tests and presentations.



Tired of using the wrong drawing tools for your math documents?

Create high quality mathematical diagrams in a fraction of the time.
Works seamlessly with Word and PowerPoint on PC or Mac.

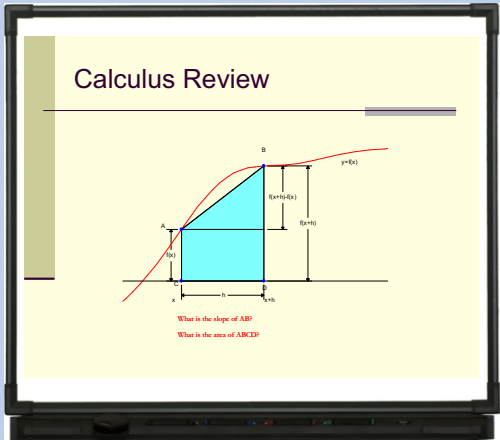
www.MathIllustrations.com



www.saltiresoftware.com



www.paviathintegratedsolution



You finally have a tool that allows you to easily create mathematical diagrams, no matter what your application.

By combining the constraint-based architecture of Geometry Expressions with easy-to-use drawing and graphing features, Math Illustrations lets you create more effective drawings for your students in less time.

- Natural, intuitive way to create math drawings.
- Quickly create accurate, to-scale figures.
- Easily paste your finished figures into worksheets and tests, or use them in your PowerPoint presentations.
- With a single click, add leader lines and dimension arrows to specify lengths, angles, distances and radii.

System Requirements

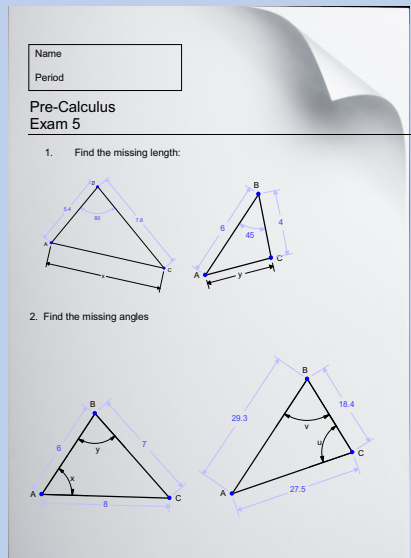
PC running Windows XP, Vista, or Windows 7
Intel Based Macintosh

I've been a resource at my school for creating math diagrams with Microsoft Word, but now I'll be able to show people how to make their own diagrams quickly and easily

Jim Wiechmann
Tualatin High School

This program is EXACTLY what I've been searching for

Sr. Kathy Atkins
Bishop Ward High School



I really enjoy how quickly I can create diagrams with constraints. My students always ask 'is it drawn to scale?' and now I can answer 'yes!'

Will Wright
Mount Mansfield Union High School

www.MathIllustrations.com